

COMPRESSION COUPLING

IMPORTANT!

INSTALLATION INSTRUCTIONS

IMPORTANT!

HOLDING THE COUPLING PROPERLY

- To avoid slippage of the gasket, sleeve and gasket protector (when used), always hold coupling as shown in Figure 1.
- Couplings are shipped in ready-to-use condition and should not be disassembled.

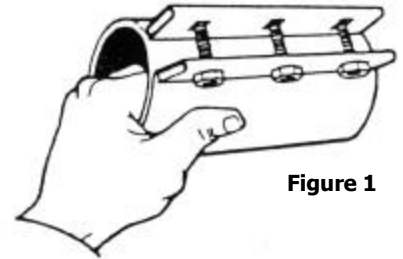


Figure 1

PREPARING FOR INSTALLATION

- Check code number for OD of pipe or tube you intend to join. Coupling has been factory-sized and inspected before shipping.
- Clean outside of tube to make it free of dirt and grease which can cause coupling slippage.
- Make sure tube is free of jagged ends and external burrs which could cut gaskets.
- Make sure outside surface of tube is dry.
- Make sure sleeve and gasket partings are in opposed positions (Figure 2).
- Be sure gasket teeth (and gasket protector teeth) mesh and do not overlap.

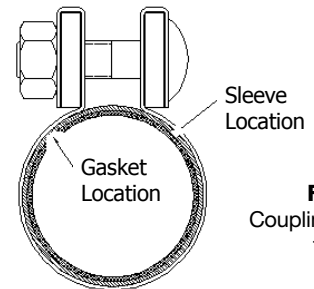


Figure 2
Coupling Ready to Install

ASSEMBLING TUBE AND COUPLING

- Slide coupling over one tube until end of that tube is exposed.
- Butt tube ends (Figure 3).
- Slide coupling back until it is centered over point where tubes are butted. Use care to avoid wrinkling, or overlapping gasket or gasket protector.
- When the potential for static build-up exists, a grounding strip *must be used*.

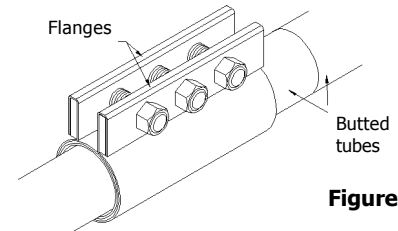


Figure 3

TIGHTENING THE COUPLING

- To assure proper seating of inner sleeve and gasket, partially tighten bolts in a uniform manner.
- Tighten bolts evenly to torques shown in chart below.
- The assembly is completed when the coupling is evenly tightened to the recommended torque. The flanges should touch only at their top edges (Figure 4).

Bolt Size	Ft. Lbs. Torque
5/16	12
1/2	45
5/8	65
3/4	95

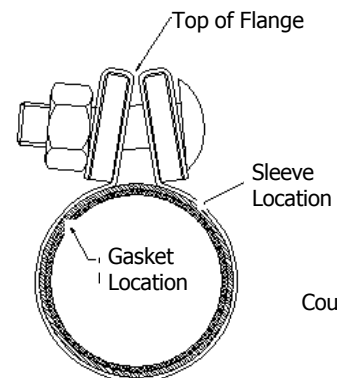


Figure 4
Coupling Fully Tightened

- Where SAE GR 5 5/8" bolts are specified, tighten to 95 ft. lbs. (For couplings with aluminum shell and inner sleeve do not exceed 40 ft. lbs.)



H-P Products
Engineered Tube Bends

512 West Gorgas St. • PO Box 3912 • Louisville, OH 44641 • 800.860.8823 • 330.875.7155 (f) • www.h-pproducts.com

H-P Products is an ISO 9001:2008 Certified Company